
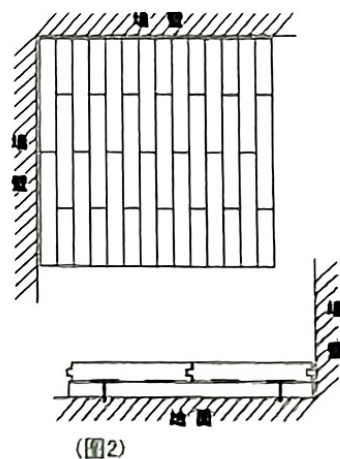


山友地板安装护理说明

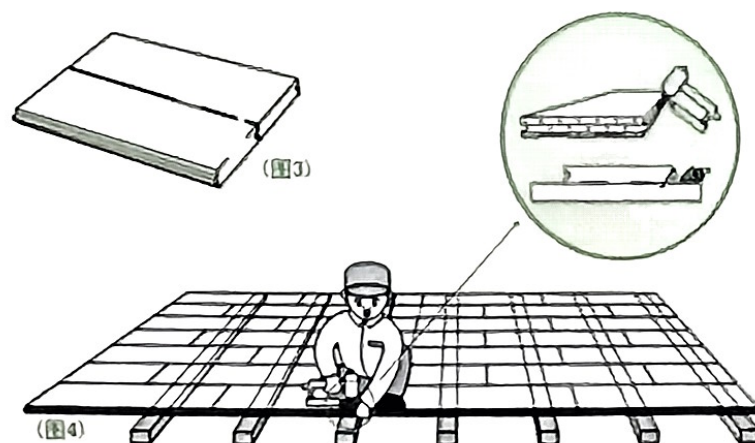
- 一、铺装竹地板的场所应干燥平整，无杂物。本产品属天然植物精制而成，色泽纹理有些差异属正常现象。铺装地板之前应作适当分选。
- 二、选用干燥木材做成 $3 \times 2\text{cm}$ 或 $4 \times 2.5\text{cm}$ 的龙骨，龙骨与地面间用钢钉固定，决不可采用水泥来做龙骨(图1)
- 三、四周墙壁与地板间须留出 10mm 空隙，以保证地板有足够的余地来热胀冷缩(图2)(注：空气干燥地区不用留空隙)
- 四、地板不可拼得太紧，应留出20丝厚缝隙(一张纸厚)(图3)
- 五、地板公榫处，用钢钉以45度角方向将地板固定在龙骨上(图4)
- 六、清洁地板时不得洒水清洗(图5)
- 七、只可用充分拧干后的抹布擦拭(图6)
- 八、不要让阳台、浴室、厨房等处所溢出的水弄湿



(图1)



(图2)



(图3)



(图5)



(图6)

THE INTRODUCTION OF FIXTURE AND MAINTENANCE OF SHANYOU FLOOR

- I The position for laying bamboo floor should be dry and flat and free of sundries. Shanyou Floor is specially made of natural plant. Some differences in color and texture are common phenomena. Certain selection should be made before the floors are laid.
- II The keel of the floor is made of dry timber of $3 \times 2\text{cm}$ or $4 \times 2.5\text{cm}$, the keel should be fixed on the ground by steel nails. At no time can the keel be made of cement.
- III 10mm of interspaces should be left between floor and walls of all directions to ensure enough room for floor. (note: interspace isn't needed to be left in dry areas).
- IV 1/5 mm interspaces (the thickness of a piece of thick paper) should be left between the floors to ensure that the floors aren't put together far too tightly.
- V At the tenon's points, steel nails are used to fix the floors on the keel at a 45-degree angle.
- VI The floor should not be cleansed by means of spraying water.
- VII Only when the wet wiping cloth is wrung out, can it be used to wipe the floor.
- VIII The floors shouldn't be wetted by overflow water from balcony, bathroom, and kitchen.